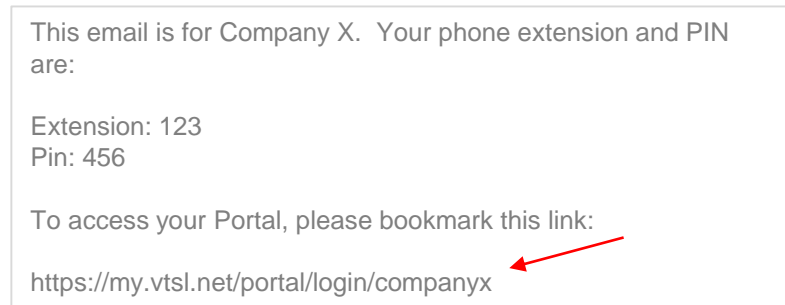
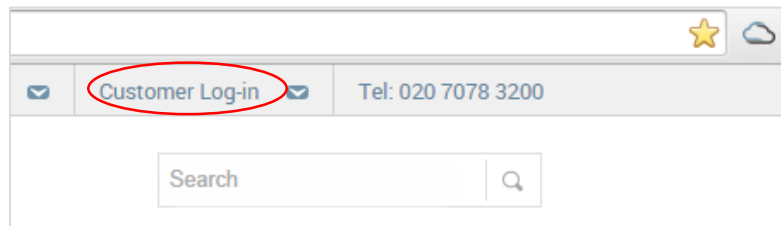


Web Portal Quick Start Guide


1. VTSL Support emails you with your extension, pin and link to the web portal. The first time you access the portal it **must be through the link in the email**.



2. After the first time, you can access the portal through the Customer Log-in on our website www.vtsl.net, or through a saved bookmark.



3. Once logged in, click on My Portal to make changes to your own user account, and Company Portal to make company-wide changes.



4. For advanced changes, click Administrative Portal in the upper right hand corner.